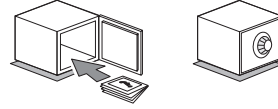
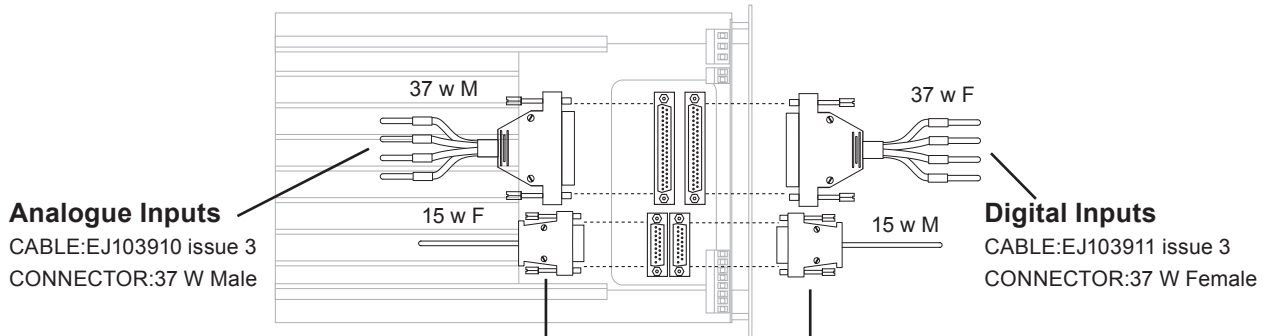


Important: Retain these instructions

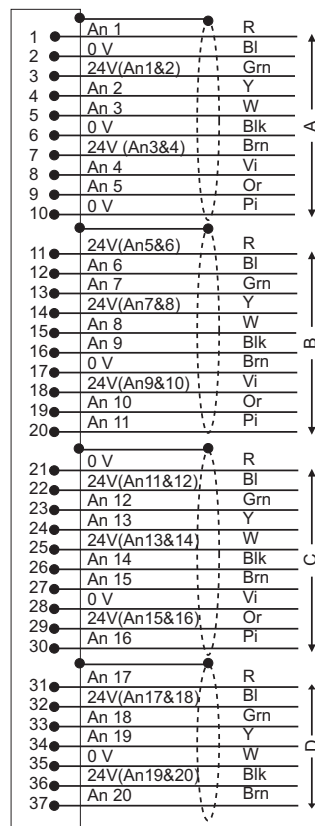


### INSTALLATION

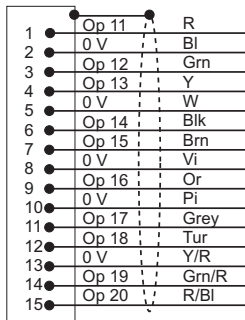


**Analogue Inputs**  
CABLE:EJ103910 issue 3  
CONNECTOR:37 W Male

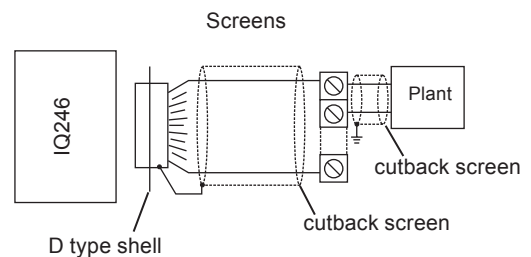
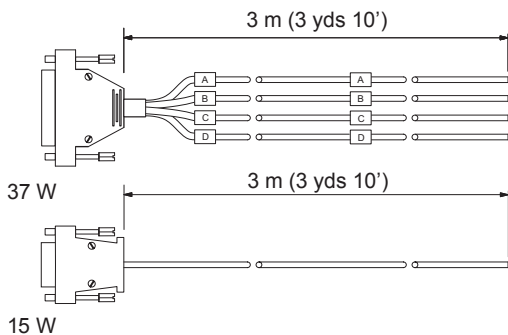
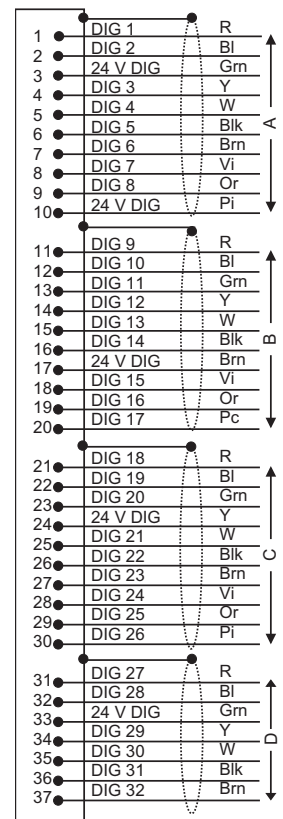
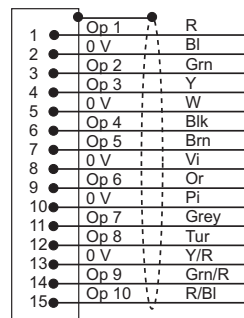
**Digital Inputs**  
CABLE:EJ103911 issue 3  
CONNECTOR:37 W Female



**Analogue Outputs  
11 to 20**  
CABLE:EJ103913 issue 5  
CONNECTOR:15 W Female



**Analogue Outputs  
1 to 10**  
CABLE:EJ103912 issue 4  
CONNECTOR:15 W Male



Please send any comments about this or any other Trend technical publication to [techpubs@trendcontrols.com](mailto:techpubs@trendcontrols.com)

© 2010 Honeywell Technologies Sàrl, ECC Division. All rights reserved. Manufactured for and on behalf of the Environmental and Combustion Controls Division of Honeywell Technologies Sàrl, Z.A. La Pièce, 16, 1180 Rolle, Switzerland by its Authorized Representative, Trend Control Systems Limited.

Trend Control Systems Limited reserves the right to revise this publication from time to time and make changes to the content hereof without obligation to notify any person of such revisions or changes.

**Trend Control Systems Limited**

Albery House, Springfield Road, Horsham, West Sussex, RH12 2PQ, UK. Tel:+44 (0)1403 211888 Fax:+44 (0)1403 241608 [www.trendcontrols.com](http://www.trendcontrols.com)

**Trend Control System USA**

6670 185th Avenue NE, Redmond, Washington 98052, USA. Tel:(425) 869-3900 Fax:(425) 869-8445 [www.trendcontrols.com](http://www.trendcontrols.com)

---